

1



Remove (6) six guide pins.



Guide pins removed.


2



Install (6) supplied M3x5 screws using an M4.5 hex socket wrench.
Torque screws to 9 in/lb.




M3x5 screws installed.




Reposition NAV and GS coaxes inside retrofit adapter to prevent interference with KX 200.



Reposition COM coax inside retrofit adapter to prevent interference with KX 200.



Install retrofit adapter onto the back of the KX 200 and secure with supplied screws using a Torx T10 screwdriver. Torque screws to 9 in/lb.



Secure SMA connectors to NAV and GS antenna connectors on the KX 200.



Connect and lock the COM antenna connector to the connector on the KX 200.