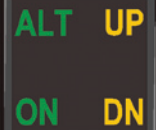
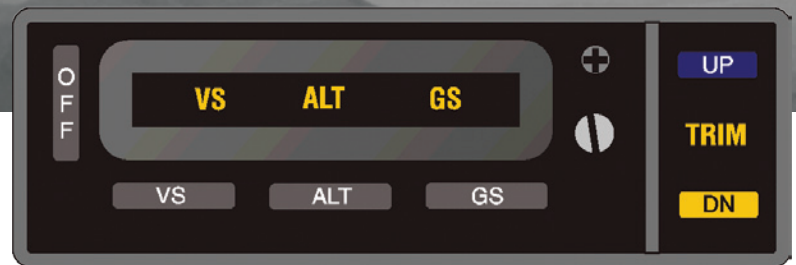


ADDED
SAFETY

SINGLE-AXIS

COST-EFFICIENT

OPTIONAL
AUTOMATIC
ELECTRIC
PITCH TRIM



System 30 ALT & 60 PSS

Affordable safety enhancement for pilots primarily flying VMC

Added Safety: For VFR pilots who want the added safety of pitch control.

Single-Axis: Altitude (System 30 ALT) or altitude, vertical speed, and GS coupling (System 60 PSS).

Cost-Efficient: Ideal for pilots on a budget.

Optional Automatic Electric Pitch Trim: Reduces pilot workload during transitions from autopilot to hand flying.

System Thirty ALT advanced features

- Compact, panel-mounted engagement switch
- Remote-mounted pitch computer and absolute pressure transducer

System Sixty PSS advanced features

- Panel-mounted programmer/mode selector
- Remote-mounted pitch computer and absolute transducer
- And much more

System Thirty ALT & Sixty PSS

Affordable safety enhancement for pilots primarily flying VMC

System Thirty ALT

- 1 Compact, panel-mounted On/Off switch. Smoothly holds existing altitude when engaged.
- 2 Pitch Trim Annunciator. Annunciates out-of-trim condition when altitude hold engaged (as shown, advising pilot to adjust pitch trim up or down).

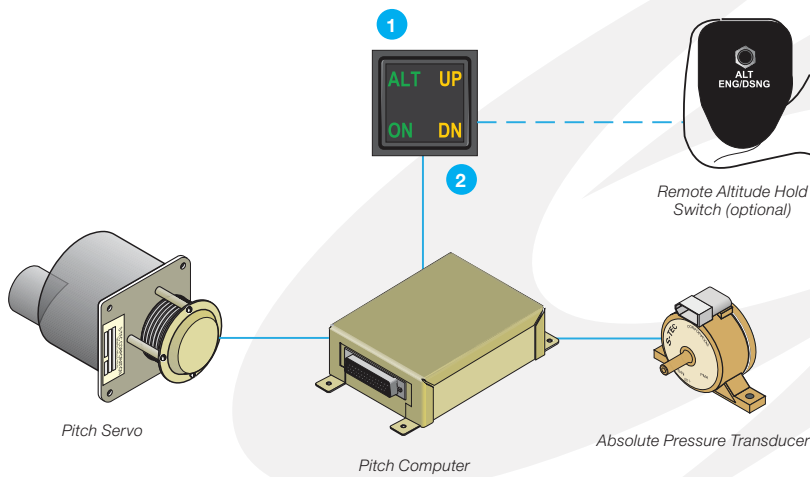
System Sixty PSS

- 3 Off switch. To disable autopilot (A/P activated by pressing VS or ALT functions).
- 4 VS (Vertical Speed). Holds existing vertical speed when engaged.
- 5 ALT (Altitude Hold). Holds existing altitude when engaged.

- 6 GS. Indicates glideslope coupling armed and/or active.
- 7 UP/DN buttons. Used to command vertical speed changes; 160 FPM change for each second button is depressed. In altitude hold mode (ALT), buttons trim altitude by 20' of altitude for each second button is depressed
- 8 Pitch Trim Annunciator. When TRIM is lit, system is annunciating an out-of-trim condition, and UP/DN buttons will indicate direction to adjust pitch trim.

Both systems can be installed as stand-alone pitch axis autopilots, and can complement any brand of existing roll axis autopilot. The systems are not dependent on aircraft altimeter or attitude gyro; inputs derived from systems' solid state absolute pressure transducer and an accelerometer.

System Thirty ALT



System Thirty ALT: features and functions

- Compact, panel-mounted engagement switch
- Remote-mounted pitch computer and absolute pressure transducer

Options

- Control wheel mounted engage/disengage switch
- Manual electric trim

System Sixty PSS: features and functions

- Panel mounted programmer/mode selector
- Remote-mounted pitch computer and absolute transducer
- Automatic pitch synchronization at engagement

Options

- Automatic electric pitch trim (where STC'd)
- Altitude Selector/Alerter
- Yaw Damper

System Sixty PSS

